




FROM MR MAREE'S DESK...

A warm welcome back to all families. I trust that you are keeping safe and healthy in the comfort of your own surroundings during this lockdown period. I am sure many skills have been developed and unknown talents discovered during this time. A huge congratulations to Mr. and Mrs. Parr who gave birth to a beautiful girl and Mr. and Mrs. Gardiner who gave birth to a handsome boy. Both mums and babies are doing fine.



REMOTE LEARNING (Microsoft Teams)



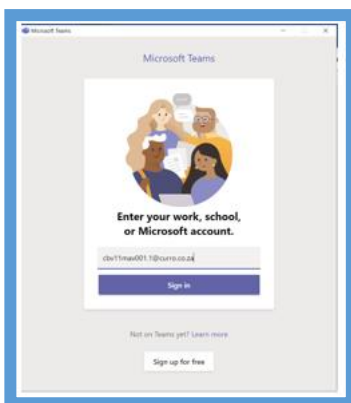
In order to be prepared should the lockdown be extended; it is imperative for us to equip ourselves during this time with the necessary tools and planning to facilitate remote learning. Teachers have been working hard at preparing presentations for your children to access online for the period **Wednesday, 8 April to Friday 17 April 2020**. We are fortunate to have access to Microsoft Teams as a platform to facilitate remote learning. Every learner has a Microsoft e-mail address that must be used to log into Microsoft Teams, follow the steps below;

STEP 1: Download the **Microsoft Teams App** or visit <https://teams.microsoft.com/>

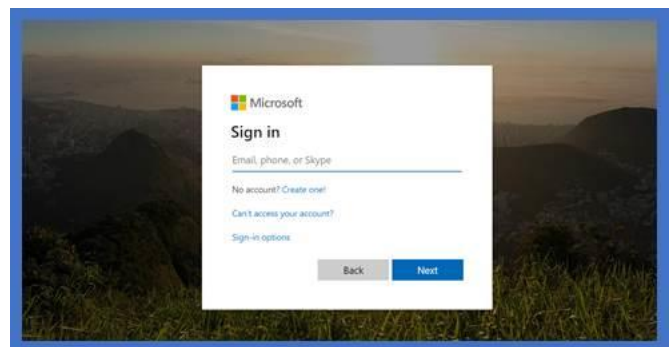
STEP 2: Log into Microsoft teams with your child's Curro e-mail address (If you are not sure what your child's e-mail address is, please ask their tutor teacher via WhatsApp or e-mail)

STEP 3: Enter the password which is 1234

What it looks like on the APP



What it looks like on the website



STEP 4: Once you are logged in, click on the page that says your child's grade i.e.; CA Grade 3 Remote learning. Once you are in, you will see the different subjects on the left-hand side. There is a presentation for your child to look at under each subject. Click on subject/ click on file/ click on Week 1/ open presentation.

Where possible, we will also e-mail presentations to parents and guardians. Thank you for your understanding and continued support.

Yours in education

Mr. Christiaan Maree
Head of Primary School